





































































## 23 100m Freestyle Women Final

























Official

























Total





















Rank	Competitor	Age	Club	RT	PTS	Result
1	 Godwin Em...	28	 Heretaunga...	0.68		<b>55.07</b> Entry: 55.71 <span>-0.64</span>
	25m: 12.39		50m: 26.30 (13.91)			
	75m: 40.68 (14.38)		100m: 55.07 (14.39)			
2	 Macdonald ...	17	 Hamilton Aq...	0.73		<b>57.44</b> Entry: 57.70 <span>-0.26</span>
	25m: 13.36		50m: 27.74 (14.38)			
	75m: 42.67 (14.93)		100m: 57.44 (14.77)			
3	 Nicholls Lola	17	 Heretaunga...	0.67		<b>58.89</b> Entry: 59.90 <span>-1.01</span>
	25m: 13.43		50m: 28.37 (14.94)			
	75m: 43.77 (15.40)		100m: 58.89 (15.12)			
4	 Speers Bro...	16	 Greendale ...	0.78		<b>59.69</b> Entry: 59.89 <span>-0.20</span>
	25m: 13.51		50m: 28.46 (14.95)			
	75m: 43.95 (15.49)		100m: 59.69 (15.74)			
5	 Newman T...	15	 Enterprise ...	0.70		<b>59.98</b> Entry: 1:01.64 <span>-1.66</span>
	25m: 13.57		50m: 28.94 (15.37)			
	75m: 44.50 (15.56)		100m: 59.98 (15.48)			
6	 Foerster Lo...	16	 Greendale ...	0.52		<b>1:00.36</b> Entry: 1:00.88 <span>-0.52</span>
	25m: 14.03		50m: 29.27 (15.24)			
	75m: 44.96 (15.69)		100m: 1:00.36 (15.40)			
7	 Stewart Lola	14	 Enterprise ...	0.62		<b>1:00.44</b> Entry: 1:00.88 <span>-0.44</span>
	25m: 13.49		50m: 28.77 (15.28)			
	75m: 44.63 (15.86)		100m: 1:00.44 (15.81)			
8	 Sonerson ...	19	 Pirates Swi...	0.70		<b>1:00.91</b> Entry: 1:00.72 <span>+0.19</span>
	25m: 13.72		50m: 28.98 (15.26)			
	75m: 44.94 (15.96)		100m: 1:00.91 (15.97)			
9	 Botes Scarl...	15	 Napier Aqu...	0.65		<b>1:01.02</b> Entry: 1:01.75 <span>-0.73</span>
	25m: 13.94		50m: 29.23 (15.29)			
	75m: 44.95 (15.72)		100m: 1:01.02 (16.07)			
10	 Latu Briana	17	 Enterprise ...	0.78		<b>1:01.09</b> Entry: 1:01.33 <span>-0.24</span>
	25m: 13.73		50m: 29.13 (15.40)			
	75m: 44.91 (15.78)		100m: 1:01.09 (16.18)			

11	 Bunker Ziva	13	 Whanganui...	0.74	<b>1:01.93</b> -1.85 Entry: 1:03.78
	25m: 14.34		50m: 29.97 (15.63)		
	75m: 46.28 (16.31)		100m: 1:01.93 (15.65)		
12	 Stanford H...	17	 Trojans Swi...	0.74	<b>1:02.54</b> -0.71 Entry: 1:03.25
	25m: 13.81		50m: 29.51 (15.70)		
	75m: 45.93 (16.42)		100m: 1:02.54 (16.61)		
13	 Carter Violet	15	 Ice Breaker...	0.80	<b>1:02.59</b> -1.02 Entry: 1:03.61
	25m: 14.07		50m: 29.73 (15.66)		
	75m: 46.18 (16.45)		100m: 1:02.59 (16.41)		
14	 Lott Annab...	15	 Napier Aqu...	0.71	<b>1:02.83</b> -1.00 Entry: 1:03.83
	25m: 14.42		50m: 30.23 (15.81)		
	75m: 46.42 (16.19)		100m: 1:02.83 (16.41)		
15	 Rudge Zya...	15	 Enterprise ...	0.73	<b>1:03.05</b> -1.49 Entry: 1:04.54
	25m: 13.97		50m: 30.10 (16.13)		
	75m: 46.65 (16.55)		100m: 1:03.05 (16.40)		
16	 McCutcheo...	14	 Central Ha...	0.58	<b>1:03.21</b> -1.02 Entry: 1:04.23
	25m: 14.78		50m: 31.05 (16.27)		
	75m: 47.36 (16.31)		100m: 1:03.21 (15.85)		
17	 Henare Kaia	16	 Heretaunga...	0.68	<b>1:03.24</b> +0.65 Entry: 1:02.59
	25m: 13.96		50m: 29.60 (15.64)		
	75m: 46.06 (16.46)		100m: 1:03.24 (17.18)		
18	 Walling Po...	17	 Heretaunga...	0.72	<b>1:04.10</b> -0.04 Entry: 1:04.14
	25m: 14.63		50m: 30.61 (15.98)		
	75m: 47.46 (16.85)		100m: 1:04.10 (16.64)		
19	 Fritchley Ella	13	 Heretaunga...	0.58	<b>1:04.23</b> -1.41 Entry: 1:05.64
	25m: 14.59		50m: 30.90 (16.31)		
	75m: 47.77 (16.87)		100m: 1:04.23 (16.46)		
20	 Williams Br...	12	 Enterprise ...	0.66	<b>1:04.24</b> -2.87 Entry: 1:07.11
	25m: 14.61		50m: 31.02 (16.41)		
	75m: 47.54 (16.52)		100m: 1:04.24 (16.70)		
21	 Elers Eva	12	 Trojans Swi...	0.58	<b>1:05.21</b> -1.64 Entry: 1:06.85
	25m: 15.02		50m: 31.42 (16.40)		
	75m: 48.61 (17.19)		100m: 1:05.21 (16.60)		
22	 Martin Ruby	12	 Enterprise ...	0.60	<b>1:05.47</b> -1.55 Entry: 1:07.02
	25m: 14.82		50m: 31.33 (16.51)		
	75m: 48.59 (17.26)		100m: 1:05.47 (16.88)		

23	 Robinson I...	15	 Pirates Swi...	0.70	<b>1:05.78</b> Entry: 1:04.80 <b>+0.98</b>
	25m: 14.82		50m: 31.79 (16.97)		
	75m: 49.03 (17.24)		100m: 1:05.78 (16.75)		
24	 PorterSmyt...	13	 Comet Swi...	0.53	<b>1:05.91</b> Entry: 1:05.57 <b>+0.34</b>
	25m: 15.08		50m: 31.80 (16.72)		
	75m: 49.11 (17.31)		100m: 1:05.91 (16.80)		
25	 Fuller Sophie	14	 Pirates Swi...	4.95	<b>1:06.03</b> Entry: 1:05.75 <b>+0.28</b>
	25m: 15.20		50m: 31.94 (16.74)		
	75m: 49.18 (17.24)		100m: 1:06.03 (16.85)		
26	 Keepa Zoe	13	 Comet Swi...	0.50	<b>1:06.05</b> Entry: 1:07.28 <b>-1.23</b>
	25m: 14.79		50m: 31.74 (16.95)		
	75m: 49.26 (17.52)		100m: 1:06.05 (16.79)		
27	 Donnelly E...	15	 Greendale ...	0.74	<b>1:06.13</b> Entry: 1:05.53 <b>+0.60</b>
	25m: 15.07		50m: 31.75 (16.68)		
	75m: 49.16 (17.41)		100m: 1:06.13 (16.97)		
28	 Gollan Elea...	14	 Pirates Swi...	0.85	<b>1:06.17</b> Entry: 1:06.85 <b>-0.68</b>
	25m: 15.60		50m: 32.45 (16.85)		
	75m: 49.59 (17.14)		100m: 1:06.17 (16.58)		
29	 Phelps Sop...	13	 Enterprise ...	0.57	<b>1:06.71</b> Entry: 1:08.81 <b>-2.10</b>
	25m: 14.90		50m: 32.23 (17.33)		
	75m: 49.57 (17.34)		100m: 1:06.71 (17.14)		
30	 Henricksen...	12	 Palmerston...	0.72	<b>1:06.88</b> Entry: 1:07.36 <b>-0.48</b>
	25m: 15.26		50m: 31.78 (16.52)		
	75m: 49.39 (17.61)		100m: 1:06.88 (17.49)		
31	 Whyte Ciara	15	 Pirates Swi...	0.75	<b>1:06.97</b> Entry: 1:05.90 <b>+1.07</b>
	25m: 15.42		50m: 32.46 (17.04)		
	75m: 50.15 (17.69)		100m: 1:06.97 (16.82)		
32	 Dorricott R...	13	 Whanganui...	0.84	<b>1:07.05</b> Entry: 1:06.13 <b>+0.92</b>
	25m: 15.25		50m: 32.49 (17.24)		
	75m: 50.33 (17.84)		100m: 1:07.05 (16.72)		
33	 Mananes E...	14	 Central Ha...	0.73	<b>1:07.11</b> Entry: 1:07.03 <b>+0.08</b>
	25m: 15.18		50m: 32.26 (17.08)		
	75m: 49.80 (17.54)		100m: 1:07.11 (17.31)		
34	 Lawrence ...	15	 Heretaunga...	0.75	<b>1:07.39</b> Entry: 1:07.65 <b>-0.26</b>
	25m: 15.11		50m: 32.23 (17.12)		
	75m: 50.30 (18.07)		100m: 1:07.39 (17.09)		

35	 Stuttle Grace	13	 Heretaunga...	0.56	1:07.41 Entry: 1:08.22 -0.81
	25m: 15.09		50m: 32.32 (17.23)		
	75m: 50.44 (18.12)		100m: 1:07.41 (16.97)		
36	 Miller Kaylee	14	 Ice Breaker...	0.72	1:07.45 Entry: 1:07.29 +0.16
	25m: 14.81		50m: 32.12 (17.31)		
	75m: 50.10 (17.98)		100m: 1:07.45 (17.35)		
37	 Sherwin Gr...	13	 Kiwi West A...	0.66	1:08.08 Entry: 1:09.97 -1.89
	25m: 15.38		50m: 32.32 (16.94)		
	75m: 50.34 (18.02)		100m: 1:08.08 (17.74)		
38	 Mill Emma	13	 Trojans Swi...	0.65	1:08.65 Entry: 1:09.26 -0.61
	25m: 15.71		50m: 33.02 (17.31)		
	75m: 50.78 (17.76)		100m: 1:08.65 (17.87)		
39	 Gill Harper	15	 Heretaunga...	0.78	1:09.69 Entry: 1:10.03 -0.34
	25m: 16.17		50m: 33.78 (17.61)		
	75m: 51.77 (17.99)		100m: 1:09.69 (17.92)		
40	 Barnes Sop...	12	 Central Ha...		1:10.17 Entry: 1:10.52 -0.35
	25m: 15.69		50m: 33.29 (17.60)		
	75m: 52.09 (18.80)		100m: 1:10.17 (18.08)		
41	 Waihua Bro...	12	 Central Ha...	0.69	1:10.49 Entry: 1:11.67 -1.18
	25m: 15.44		50m: 32.73 (17.29)		
	75m: 51.31 (18.58)		100m: 1:10.49 (19.18)		
42	 White Freya	11	 Greendale ...	0.80	1:10.78 Entry: 1:11.90 -1.12
	25m: 15.73		50m: 32.99 (17.26)		
	75m: 52.07 (19.08)		100m: 1:10.78 (18.71)		
43	 Knofflock A...	12	 Heretaunga...	0.67	1:11.05 Entry: 1:12.13 -1.08
	25m: 15.99		50m: 33.97 (17.98)		
	75m: 52.60 (18.63)		100m: 1:11.05 (18.45)		
44	 Campbell Ava	13	 Heretaunga...	0.67	1:11.22 Entry: 1:11.58 -0.36
	25m: 15.52		50m: 33.44 (17.92)		
	75m: 52.66 (19.22)		100m: 1:11.22 (18.56)		
45	 Norman Es...	12	 Ice Breaker...	0.78	1:11.25 Entry: 1:11.80 -0.55
	25m: 15.76		50m: 34.00 (18.24)		
	75m: 53.24 (19.24)		100m: 1:11.25 (18.01)		
46	 Williams Al...	12	 Enterprise ...	0.64	1:11.81 Entry: 1:12.83 -1.02
	25m: 16.26		50m: 34.49 (18.23)		
	75m: 53.42 (18.93)		100m: 1:11.81 (18.39)		

47	 Barclay Bre...	12	 Enterprise ...	0.61	<b>1:13.11</b> Entry: 1:13.41 -0.30
	25m: 16.43		50m: 35.29 (18.86)		
	75m: 54.36 (19.07)		100m: 1:13.11 (18.75)		
48	 Dear Tylar	11	 Enterprise ...	0.59	<b>1:13.52</b> Entry: 1:15.20 -1.68
	25m: 16.59		50m: 35.15 (18.56)		
	75m: 54.37 (19.22)		100m: 1:13.52 (19.15)		
49	 Burns Pippa	11	 Greendale ...	0.71	<b>1:13.57</b> Entry: 1:15.13 -1.56
	25m: 16.33		50m: 1:13.57 (57.24)		
	75m: 54.62		100m: 1:13.57 (18.95)		
50	 Terry Mead...	11	 Napier Aqu...	0.62	<b>1:14.00</b> Entry: 1:16.42 -2.42
	25m: 17.25		50m: 36.35 (19.10)		
	75m: 55.32 (18.97)		100m: 1:14.00 (18.68)		
51	 Kopu Sophia	11	 Whanganui...	0.87	<b>1:15.93</b> Entry: 1:15.82 +0.11
	25m: 16.97		50m: 36.46 (19.49)		
	75m: 56.62 (20.16)		100m: 1:15.93 (19.31)		
52	 Rasmusse...	14	 Napier Aqu...	0.67	<b>1:16.58</b> Entry: 1:17.29 -0.71
	25m: 17.11		50m: 36.47 (19.36)		
	75m: 56.80 (20.33)		100m: 1:16.58 (19.78)		
53	 Wilson-Win...	10	 Whanganui...	0.73	<b>1:17.46</b> Entry: 1:18.12 -0.66
	25m: 17.32		50m: 36.31 (18.99)		
	75m: 56.78 (20.47)		100m: 1:17.46 (20.68)		
54	 O'Connor ...	11	 Greendale ...		<b>1:18.44</b> Entry: 1:18.88 -0.44
	25m: 17.42		50m: 37.24 (19.82)		
	75m: 58.09 (20.85)		100m: 1:18.44 (20.35)		
55	 Blunsdon L...	11	 Greendale ...	0.91	<b>1:19.59</b> Entry: 1:21.83 -2.24
	25m: 17.88		50m: 37.11 (19.23)		
	75m: 57.75 (20.64)		100m: 1:19.59 (21.84)		
56	 Plowman S...	11	 Heretaunga...	0.91	<b>1:20.46</b> Entry: 1:23.51 -3.05
	25m: 17.64		50m: 37.28 (19.64)		
	75m: 58.42 (21.14)		100m: 1:20.46 (22.04)		
57	 Miller Charl...	10	 Ice Breaker...		<b>1:20.64</b> Entry: 1:19.18 +1.46
	25m: 17.93		50m: 37.95 (20.02)		
	75m: 59.88 (21.93)		100m: 1:20.64 (20.76)		
58	 Paki Maia	10	 Whanganui...	0.65	<b>1:21.40</b> Entry: 1:20.11 +1.29
	25m: 18.12		50m: 39.73 (21.61)		
	75m: 1:01.24 (21.51)		100m: 1:21.40 (20.16)		

59	 Scott Avis	11	 Central Ha...		<b>1:23.48</b> Entry: 1:22.50 <b>+0.98</b>
	25m: 19.54		50m: 40.72 (21.18)		
	75m: 1:02.68 (21.96)		100m: 1:23.48 (20.80)		
60	 Knightsmith...	11	 Feilding Am...	0.94	<b>1:24.07</b> Entry: 1:24.73 <b>-0.66</b>
	25m: 19.75		50m: 41.17 (21.42)		
	75m: 1:03.89 (22.72)		100m: 1:24.07 (20.18)		
61	 Wedd Han...	10	 Trojans Swi...		<b>1:24.73</b> Entry: 1:24.93 <b>-0.20</b>
	25m: 18.81		50m: 40.94 (22.13)		
	75m: 1:03.45 (22.51)		100m: 1:24.73 (21.28)		
62	 Thorpe Mai...	9	 Enterprise ...		<b>1:27.34</b> Entry: 1:29.04 <b>-1.70</b>
	25m: 19.11		50m: 41.13 (22.02)		
	75m: 1:04.03 (22.90)		100m: 1:27.34 (23.31)		
63	 Latu Emily	9	 Enterprise ...		<b>1:29.63</b> Entry: 1:30.61 <b>-0.98</b>
	25m: 19.93		50m: 42.54 (22.61)		
	75m: 1:07.01 (24.47)		100m: 1:29.63 (22.62)		
64	 McPhail Ch...	9	 Enterprise ...		<b>1:29.88</b> Entry: 1:32.24 <b>-2.36</b>
	25m: 18.58		50m: 41.99 (23.41)		
	75m: 1:06.40 (24.41)		100m: 1:29.88 (23.48)		
65	 Knofflock G...	9	 Heretaunga...		<b>1:30.03</b> Entry: 1:33.48 <b>-3.45</b>
	25m: 18.39		50m: 40.95 (22.56)		
	75m: 1:06.30 (25.35)		100m: 1:30.03 (23.73)		
66	 Dear Payton	9	 Enterprise ...		<b>1:35.50</b> Entry: 1:31.68 <b>+3.82</b>
	25m: 18.96		50m: 42.96 (24.00)		
	75m: 1:08.50 (25.54)		100m: 1:35.50 (27.00)		
67	 Timms Tayla	9	 Napier Aqu...		<b>1:40.20</b> Entry: 1:38.02 <b>+2.18</b>
	25m: 20.37		50m: 45.16 (24.79)		
	75m: 1:13.31 (28.15)		100m: 1:40.20 (26.89)		
-	 Barclay Bella	14	 Enterprise ...	0.75	<b>DSQ</b>